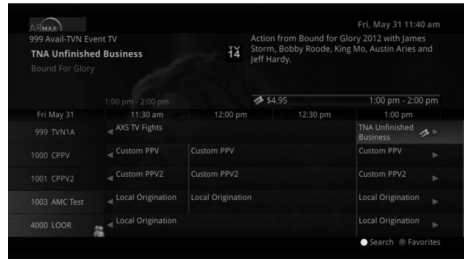


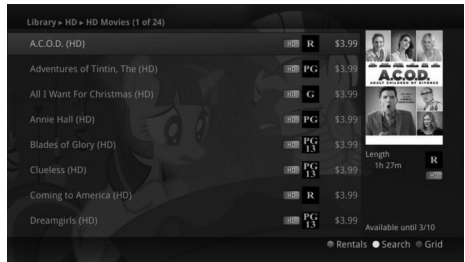
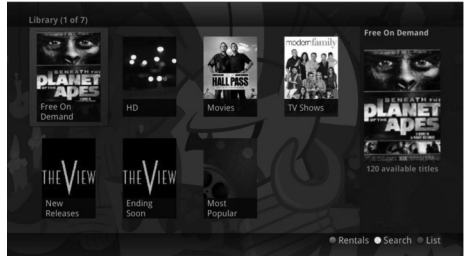
Video on Demand

The Video On Demand feature allows you to choose from a listing of popular movies within the Movies Library. Once chosen, these purchased movies will be added to your Rental library and will be available for viewing for the allocated amount of time. **Available to residential customers only.**



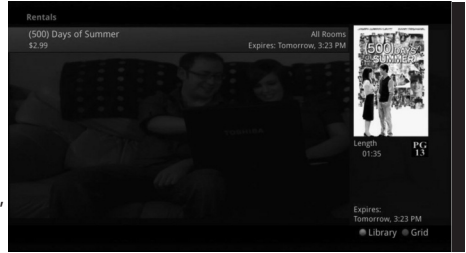
Purchase a New Video On Demand Event

1. To purchase a new event, select the Video On Demand button on your remote control. The Library Main Screen will appear. Select the library you're interested in exploring.
2. Once in the desired library, select the event that you would like to purchase.
3. The library description for the selected event will appear. The movie title, price, rental period, event description, rating, and event length will be shown. To preview a trailer for the event, select the Preview button. To purchase the event, select the *Rent* button.
4. A Purchase Information Screen will appear containing the event's title and price. The purchase screen will allow you to share the event with the rest of your whole home group. Enter your Purchase Pin and select the *Rent* button. The default PIN is 0000 until you change it.
5. Your purchased event should begin playing immediately. Press the Exit button on your remote control to return to your previously viewed channel.



View Current Video On Demand Rentals

1. To view your current Video On Demand rentals that are available for viewing, select the *Video On Demand* button. Select the *Green* button on your remote. The Rentals screen will appear and will show all of your current event rentals, the price of the events, whole home sharing availability for each event, and the date each rental will expire. To watch the selected event, press the *OK* button on your remote control.



Search Video On Demand Rentals

1. To search for a specific Video On Demand title, press the *Video On Demand* button. Select the *Yellow* button on your remote. A Search Library screen will appear. Enter a keyword or title into the search field and select the *Yellow* button again.
2. Search results for the entered title/keyword will appear.

